

# Vox Veniae

## *Generosity Report*

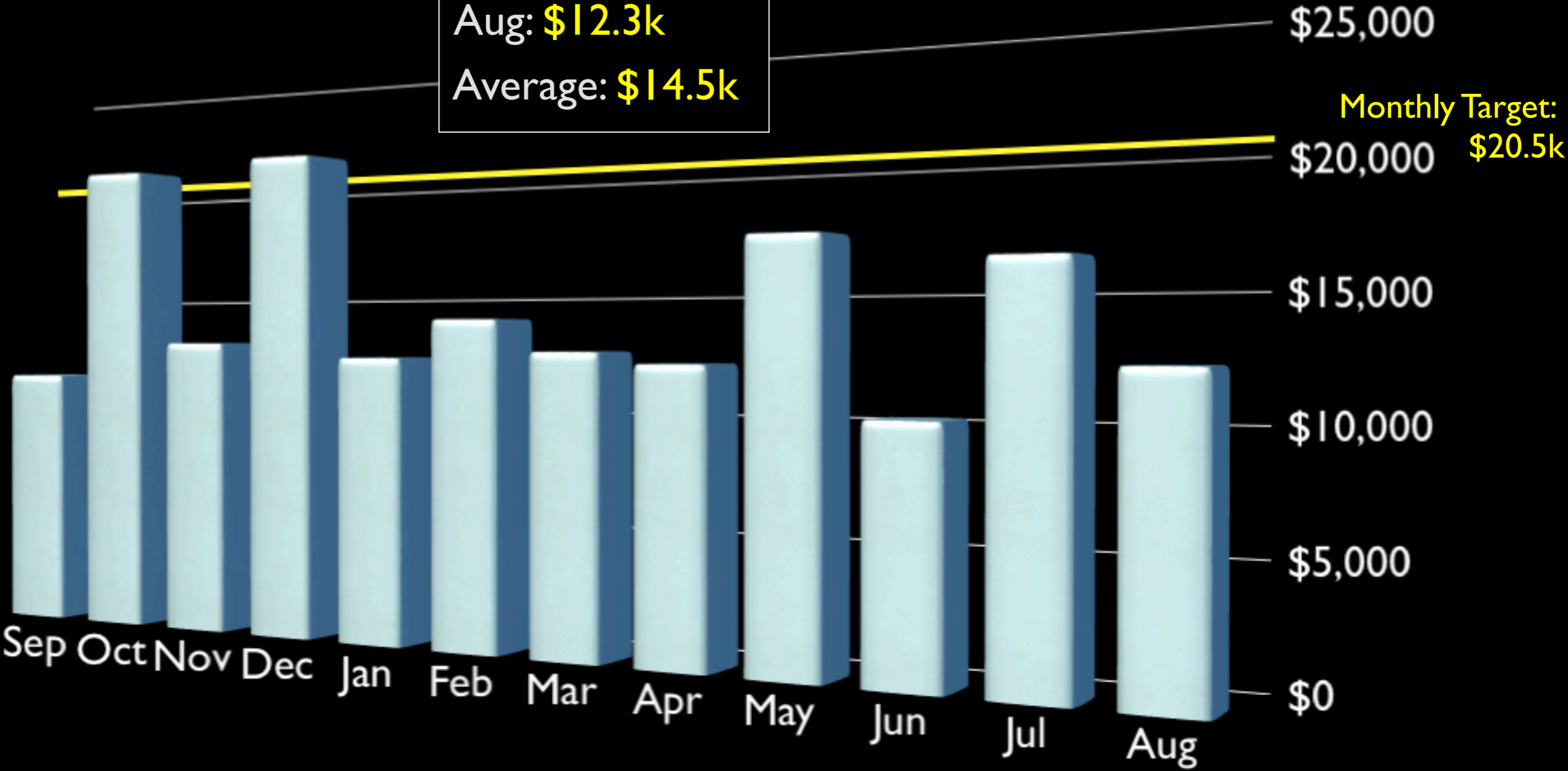
*august 2011*

treasurer@voxveniae.com



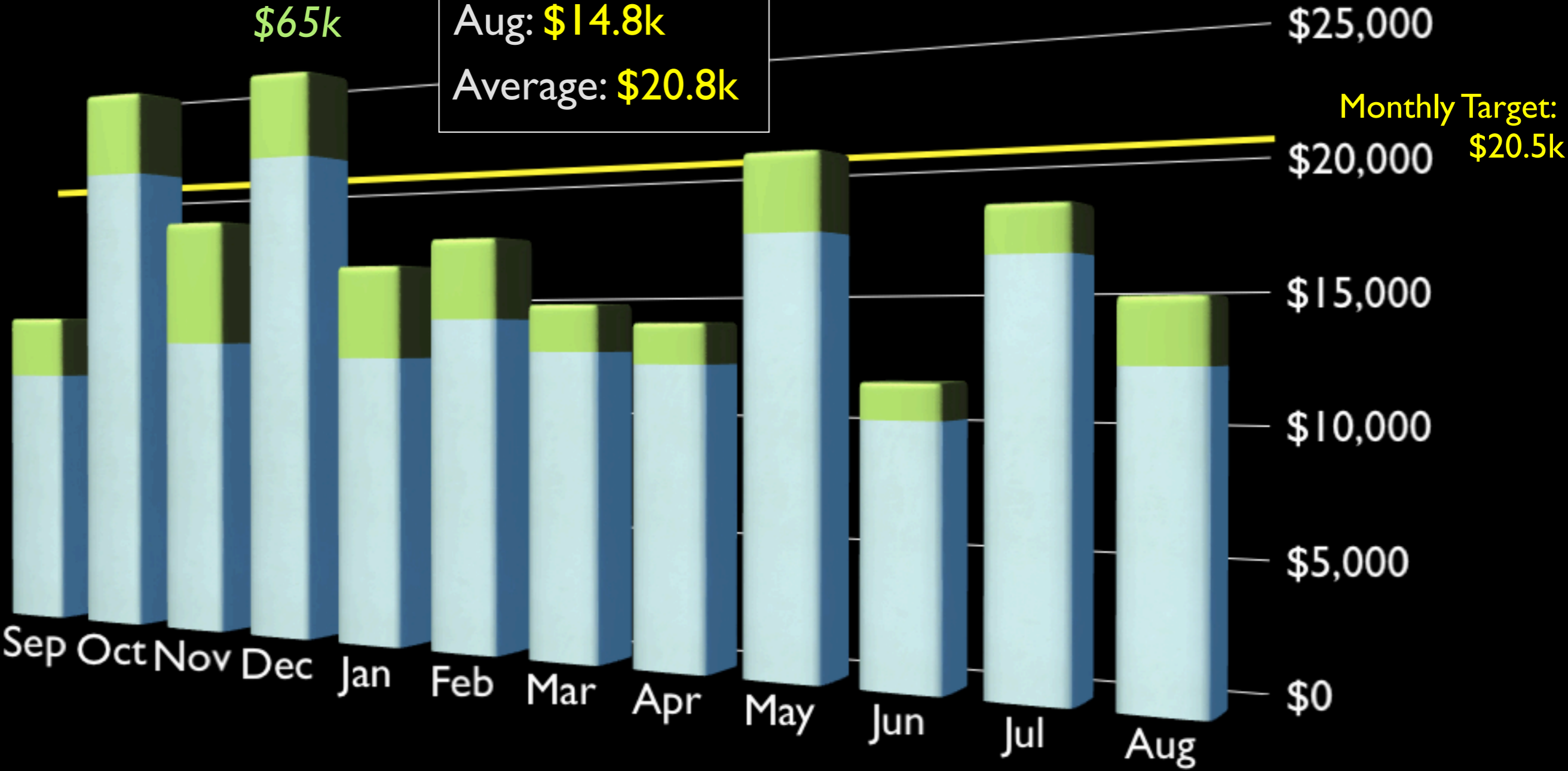
# 2010-11 Monthly Internal Giving

Monthly Totals  
Aug: **\$12.3k**  
Average: **\$14.5k**

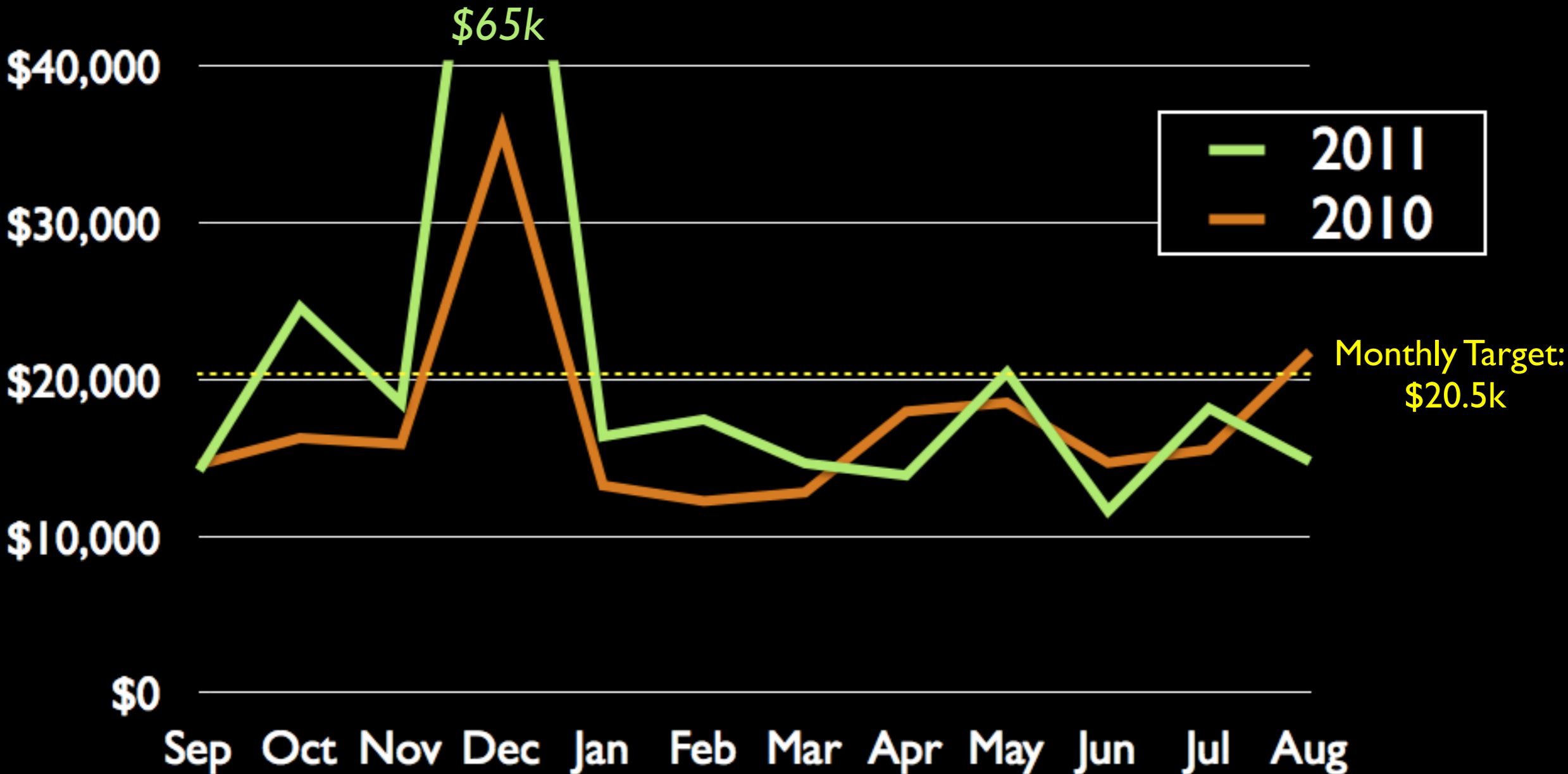


# 2010-11 Monthly Giving

Monthly Totals  
Aug: **\$14.8k**  
Average: **\$20.8k**



# 2010 vs 2011 Giving



# Aug 2011 Giving Breakdown

	Giving	House	Indiv
internal	\$12,289.63	39	58
external	\$2,493.00	13	
<b>TOTAL</b>	<b>\$14,782.63</b>	<b>52</b>	

# Aug 2011 Giving Breakdown

	Giving
8/7	\$5,225.00
8/14	\$3,364.00
8/21	\$4,116.00
8/28	\$2,077.63
<b>TOTAL</b>	<b>\$14,782.63</b>

## # of Giving Households

*39 internal households  
(58 individuals)*

*13 external households*

**52 total households**

# 2010-11 Total Giving

Monthly Target:  
\$20.5k

	Giving	+/- Target
Sept	\$14,203	-\$6,297
Oct	\$24,622	+4,122
Nov	\$18,520	-\$1,980
Dec	\$65,154	+44,654
Jan	\$16,179	-\$4,321
Feb	\$17,462	-\$3,038
Mar	\$14,658	-\$5,842
Apr	\$13,890	-\$6,610
May	\$20,459	-\$41
Jun	\$11,623	-\$8,877
Jul	\$18,169	-\$2,331
Aug	\$14,783	-\$5,717
<b>TOTAL</b>	<b>\$249,722</b>	<b>+\$3,722</b>

# 2010-11 Expenses

	Budget	Actual Expenses
Sept	\$20,500	\$17,369
Oct	\$20,500	\$19,858
Nov	\$20,500	\$20,489
Dec	\$20,500	\$19,917
Jan	\$20,500	\$20,600
Feb	\$20,500	\$20,363
Mar	\$20,500	\$18,231
Apr	\$20,500	\$21,040
May	\$20,500	\$20,973
Jun	\$20,500	\$18,676
Jul	\$20,500	\$24,822
Aug	\$20,500	\$19,643
<b>TOTAL</b>	<b>\$246,000</b>	<b>\$241,981</b>

Spent \$4k  
under budget

# 2010-11 Total Giving/Expenses

	YTD Total	+/- Target
Giving	\$249,722	+\$3,722

	YTD Budget	YTD Actual
Expenses	\$246,000	\$241,981

Spent \$4k under budget

# Vox Generosity

	Budget	YTD Actual
Global Partners ( <i>India, Afghanistan, Haiti</i> )	\$15.2k	\$13.6k
Local Partners ( <i>Mobile Loaves, Fireseed, 297</i> )	\$12.2k	\$12.0k
Benevolence	\$0.5k	\$0.4k
<b>TOTAL</b>	<b>\$27.9k</b>	<b>\$26.1k</b>

# Online Giving

- Billpay / EFT / Google Checkout

<http://voxaustin.com/giving>