

Vox Veniae

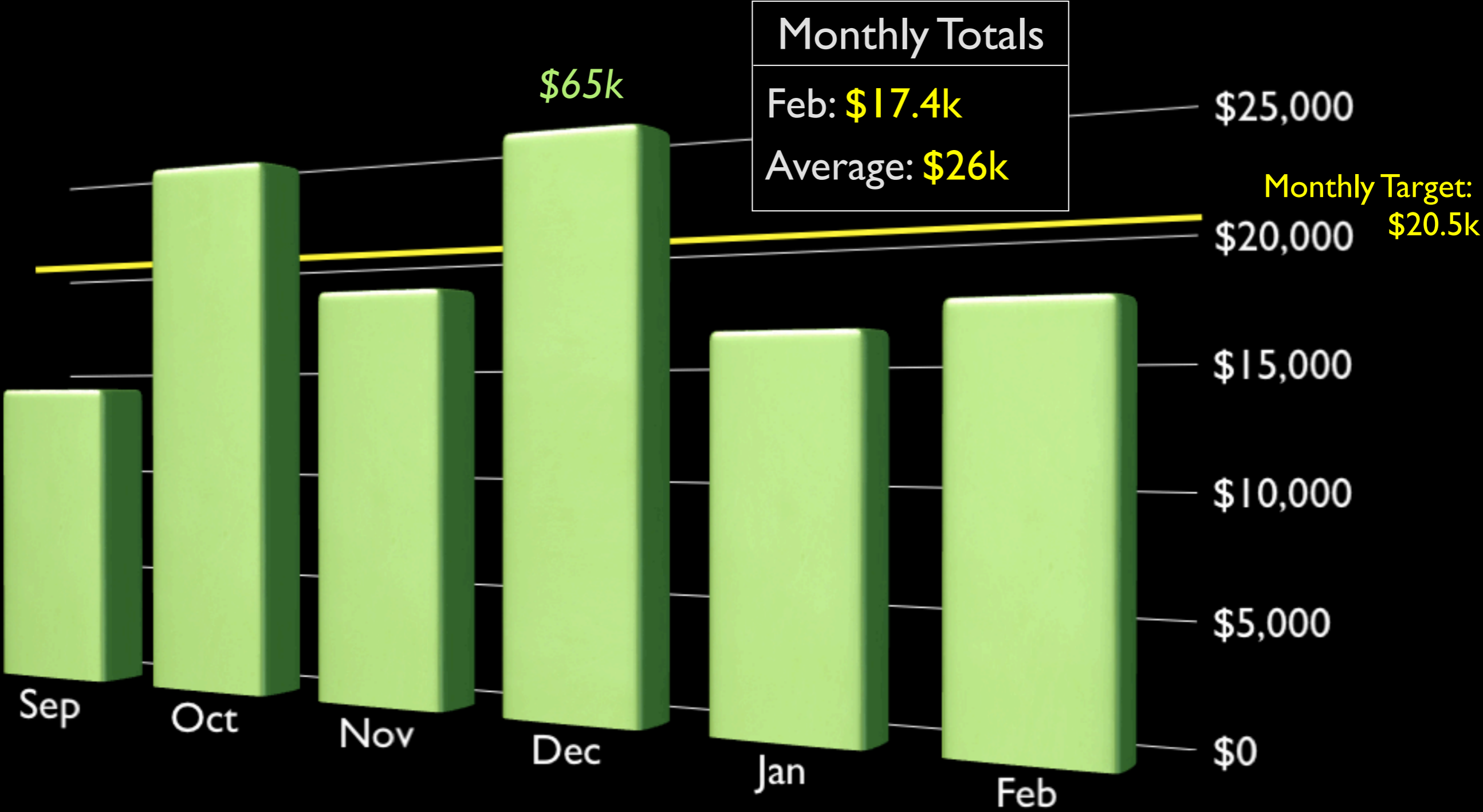
Generosity Report

february 2011

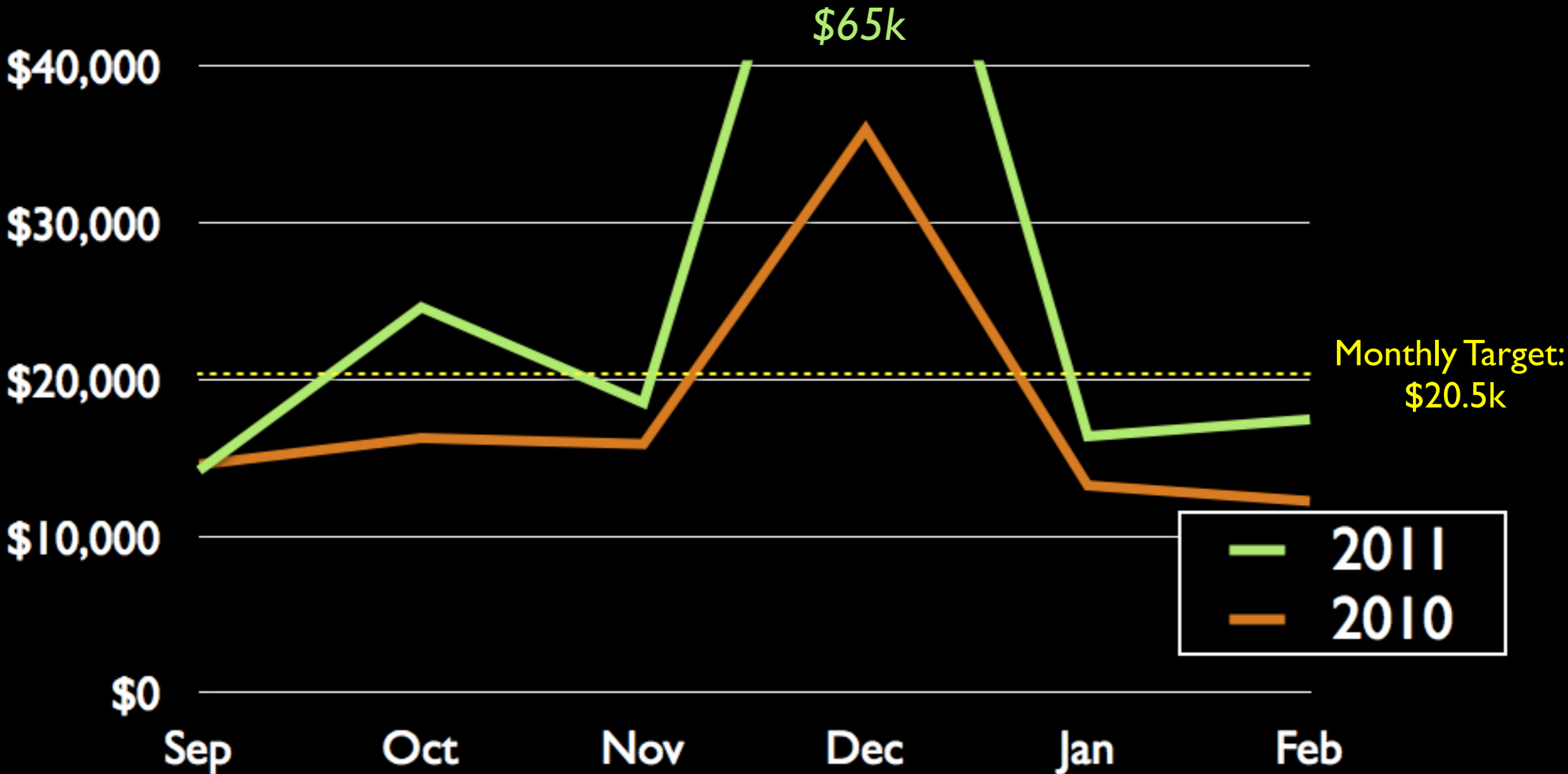
treasurer@voxveniae.com



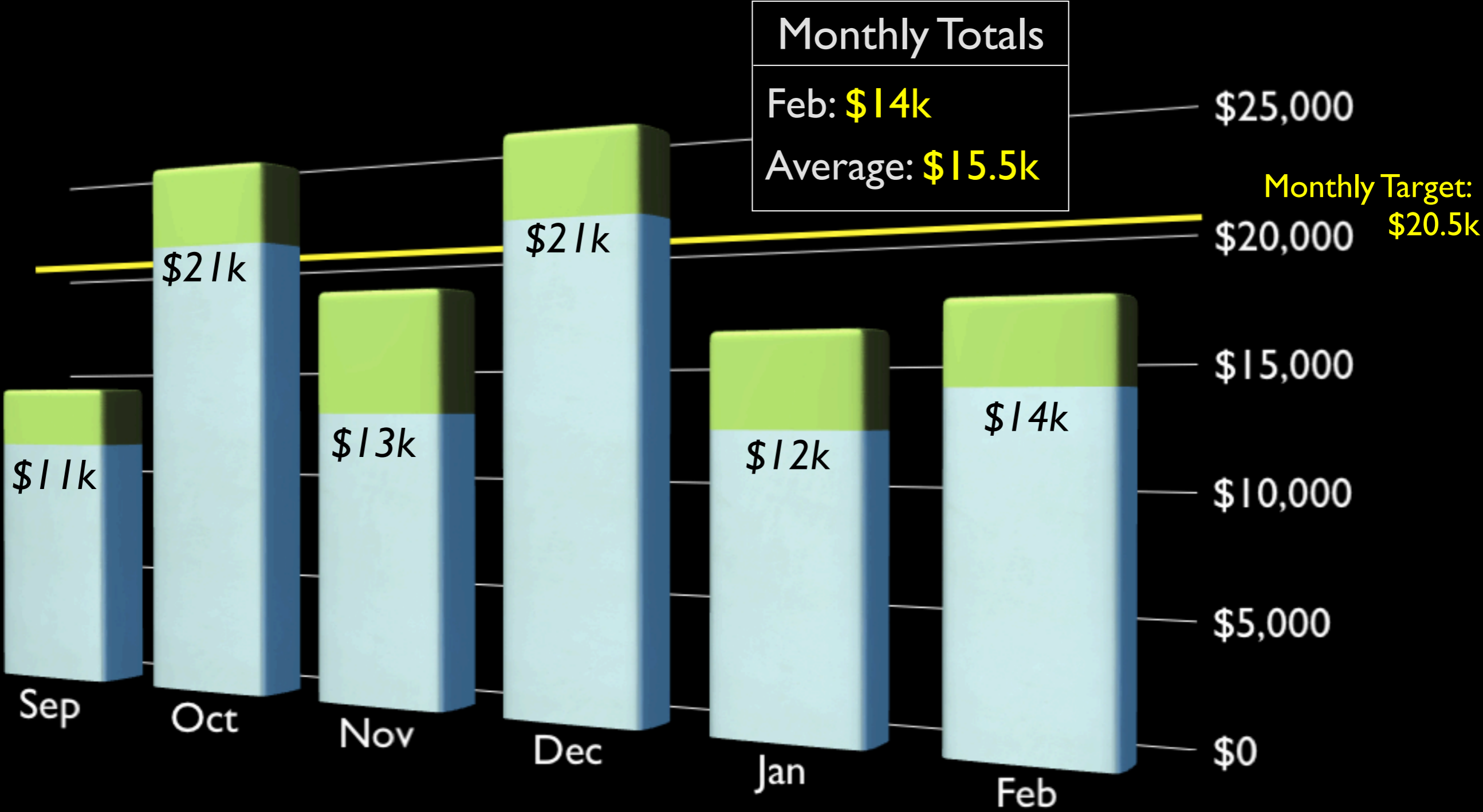
2010-11 Monthly Giving



2010 vs 2011 Giving



2010-11 Monthly Internal Giving



Feb 2011 Giving Breakdown

	Giving	House	Indiv
internal	\$14,062.75	39	57
external	\$3,399.00	14	
TOTAL	\$17,461.75	53	

Feb 2011 Giving Breakdown

	Giving
2/6	\$5,183.75
2/13	\$2,599.00
2/20	\$7,894.00
2/27	\$1,785.00
TOTAL	\$17,461.75

of Giving Households

*39 internal households
(57 individuals)*

14 external households

53 total households

2010-11 Total Giving

	Giving	+/- Target
Sept	\$14,203	-\$6,297
Oct	\$24,622	+4,122
Nov	\$18,520	-\$1,980
Dec	\$65,154	+44,654
Jan	\$16,284	-\$4,216
Feb	\$17,462	-\$3,038
TOTAL	\$156,245	+\$33,245

Monthly Target:
\$20.5k

2010-11 Expenses

	Budget	Actual Expenses
Sept	\$20,500	\$17,369
Oct	\$20,500	\$17,807
Nov	\$20,500	\$20,489
Dec	\$20,500	\$19,267
Jan	\$20,500	\$18,654
Feb	\$20,500	\$20,713
TOTAL	\$123,000	\$114,299

Spending \$8,701 under budget

2010-11 Budget

	Budget	
Missions (<i>incl Staff - missions pastor</i>)	\$71.7k	29%
Operations	\$3.4k	1%
Facilities	\$8.6k	4%
Staff (<i>not including missions pastor</i>)	\$137.3k	56%
Health Insurance	\$25.5k	10%
TOTAL	\$246.6k	

Vox Generosity

	Budget
Global Partners (<i>India, Central Asia</i>)	\$10k
Local Partners (<i>Mobile Loaves & Fishes, Fireseed</i>)	\$6k
Benevolence	\$1.5k
TOTAL	\$17.5k