

Vox Veniae

Generosity Report

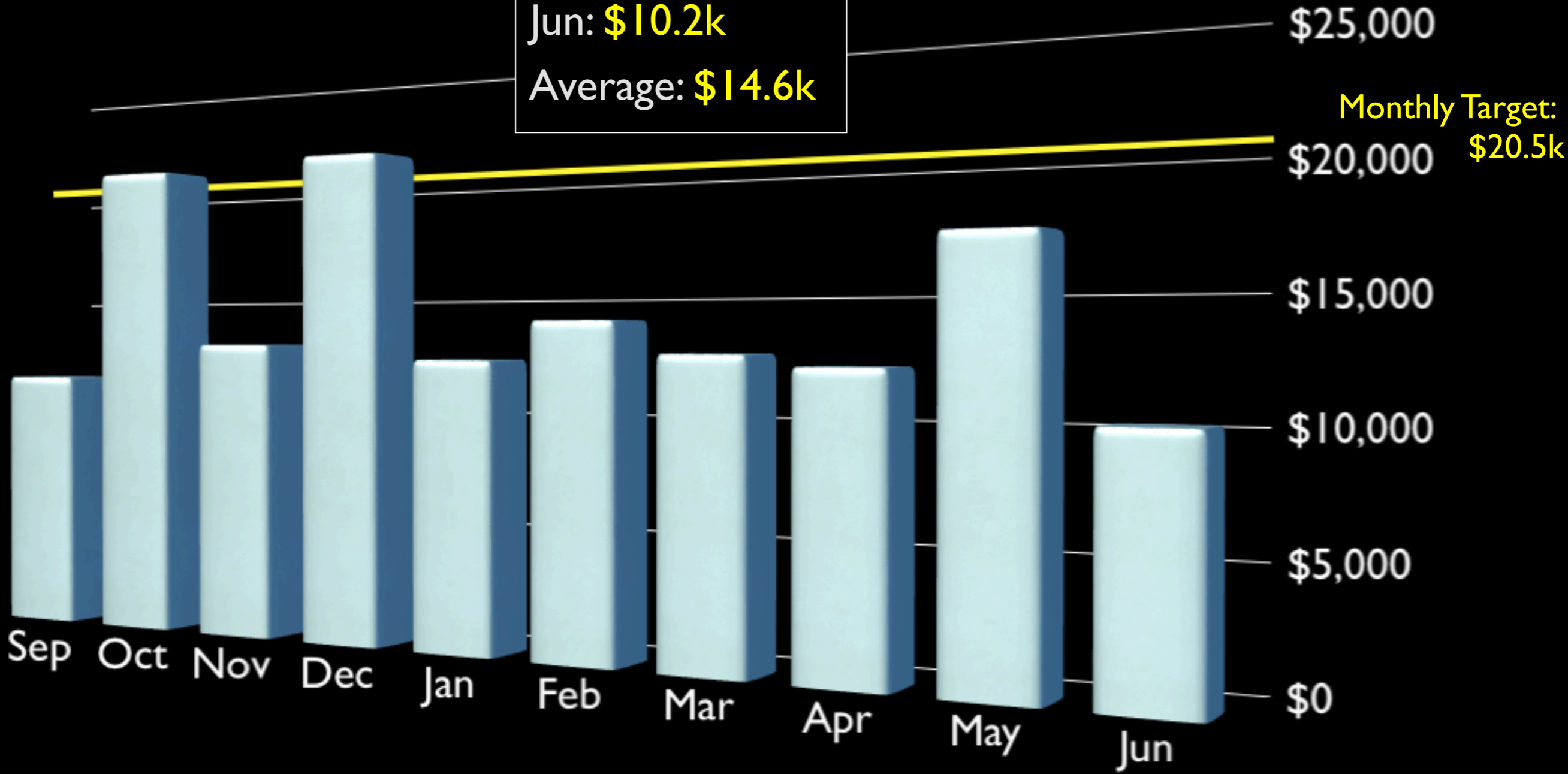
june 2011

treasurer@voxveniae.com

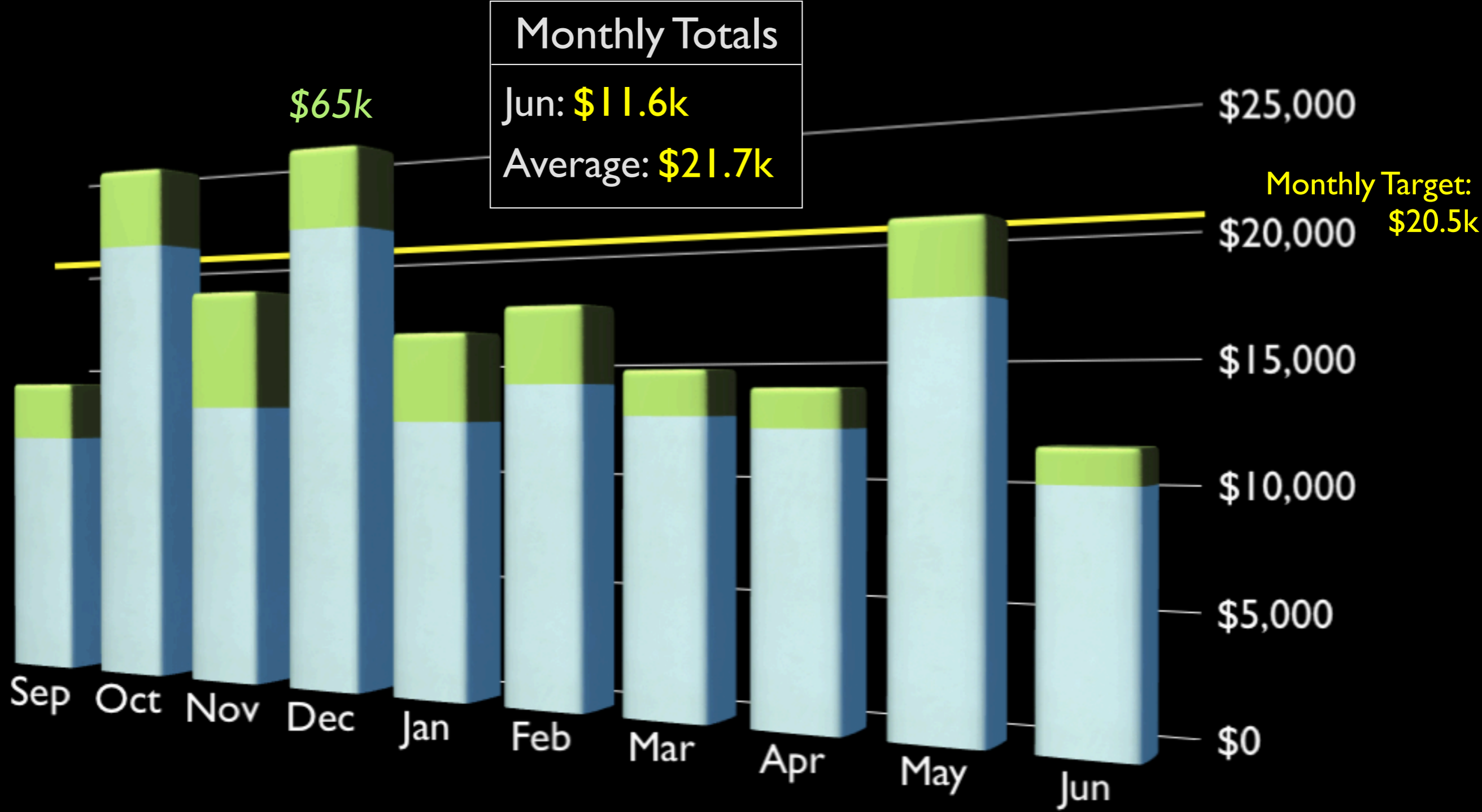


2010-11 Monthly Internal Giving

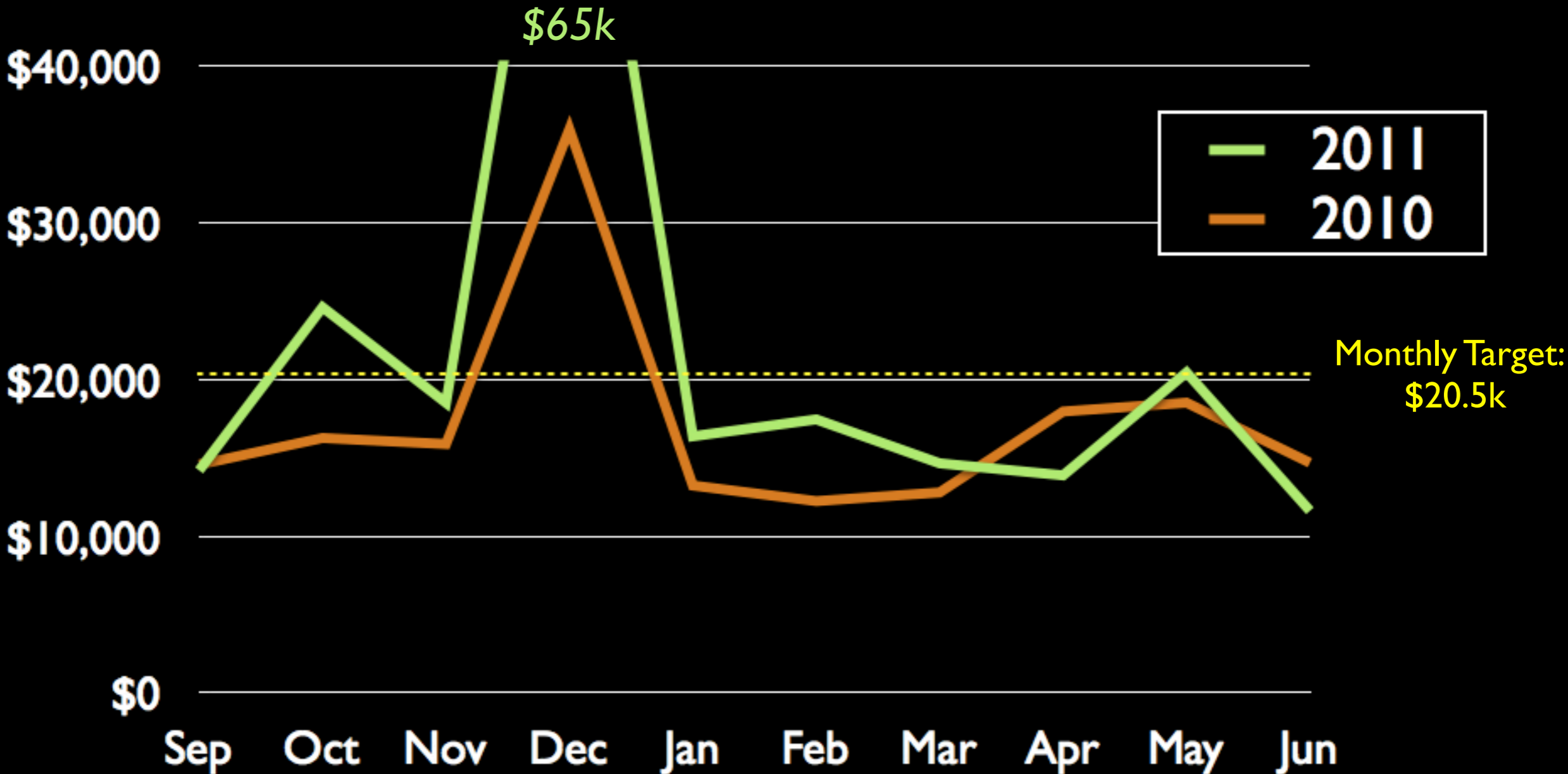
Monthly Totals
Jun: \$10.2k
Average: \$14.6k



2010-11 Monthly Giving



2010 vs 2011 Giving



June 2011 Giving Breakdown

	Giving	House	Indiv
internal	\$10,193.26	33	46
external	\$1,430.00	10	
TOTAL	\$11,623.26	43	

June 2011 Giving Breakdown

	Giving
6/5	\$3,643.26
6/12	\$2,354.00
6/19	\$3,121.00
6/26	\$2,505.00
TOTAL	\$11,623.26

of Giving Households

*33 internal households
(46 individuals)*

10 external households

43 total households

2010-11 Total Giving

Monthly Target:
\$20.5k

	Giving	+/- Target
Sept	\$14,203	-\$6,297
Oct	\$24,622	+4,122
Nov	\$18,520	-\$1,980
Dec	\$65,154	+44,654
Jan	\$16,179	-\$4,321
Feb	\$17,462	-\$3,038
Mar	\$14,658	-\$5,842
Apr	\$13,890	-\$6,610
May	\$20,459	-\$41
Jun	\$11,623	-\$8,877
TOTAL	\$216,770	+\$11,770

2010-11 Projection

	Giving	+/- Target
Sept	\$14,203	-\$6,297
Oct	\$24,622	+4,122
Nov	\$18,520	-\$1,980
Dec	\$65,154	+44,654
Jan	\$16,179	-\$4,321
Feb	\$17,462	-\$3,038
Mar	\$14,658	-\$5,842
Apr	\$13,890	-\$6,610
May	\$20,459	-\$41
Jun	\$11,623	-\$8,877
<i>Jul</i>	<i>\$15,700</i>	<i>-\$4,800</i>
<i>Aug</i>	<i>\$15,700</i>	<i>-\$4,800</i>
TOTAL	\$248,170	+\$2,170

Monthly Target:
\$20.5k

Projection
(average of
Jan-Jun 2011)

2010-11 Projection

Monthly Target:
\$20.5k

	Giving	+/- Target
Sept	\$14,203	-\$6,297
Oct	\$24,622	+4,122

TOTAL	\$248,170	+\$2,170
--------------	------------------	-----------------

Feb	\$17,462	-\$3,038
Mar	\$14,658	-\$5,842
Apr	\$13,890	-\$6,610
May	\$20,459	-\$41
Jun	\$11,623	-\$8,877
Jul	\$15,700	-\$4,800
Aug	\$15,700	-\$4,800
TOTAL	\$248,170	+\$2,170

2010-11 Expenses

	Budget	Actual Expenses
Sept	\$20,500	\$17,369
Oct	\$20,500	\$17,807
Nov	\$20,500	\$20,489
Dec	\$20,500	\$19,917
Jan	\$20,500	\$18,549
Feb	\$20,500	\$20,363
Mar	\$20,500	\$18,231
Apr	\$20,500	\$19,047
May	\$20,500	\$20,973
Jun	\$20,500	\$18,676
TOTAL	\$205,000	\$191,421

Spending \$13.6k under budget

2010-11 Total Giving/Expenses

	YTD Total	+/- Target
Giving	\$216,770	+\$11,770

	YTD Budget	YTD Actual
Expenses	\$205,000	\$191,421

Spending \$13.6k under budget

2010-11 Budget

	Budget	
Missions (<i>incl Staff - missions pastor</i>)	\$71.7k	29%
Operations	\$3.4k	1%
Facilities	\$8.6k	4%
Staff (<i>not including missions pastor</i>)	\$137.3k	56%
Health Insurance	\$25.5k	10%
TOTAL	\$246.6k	

Vox Generosity

	Budget	YTD Actual
Global Partners (<i>India, Afghanistan, Haiti</i>)	\$10k	\$9.1k
Local Partners (<i>Mobile Loaves, Fireseed, Space 1 2</i>)	\$7.5k	\$10.4k
TOTAL	\$17.5k	\$19.5k

Online Giving

- Billpay / EFT / Google Checkout

<http://voxaustin.com/giving>