

Vox Veniae

Generosity Report

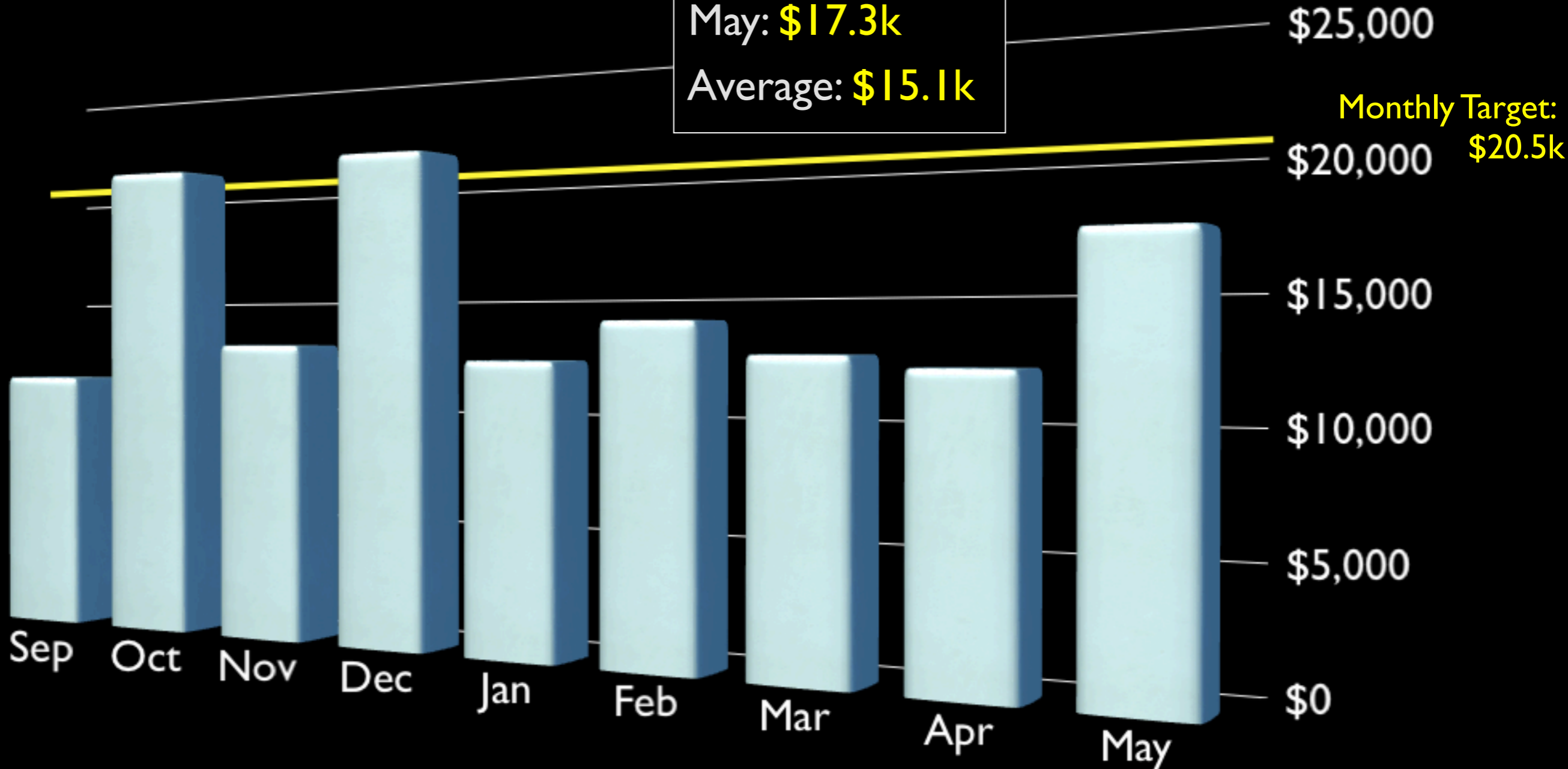
may 2011

treasurer@voxveniae.com



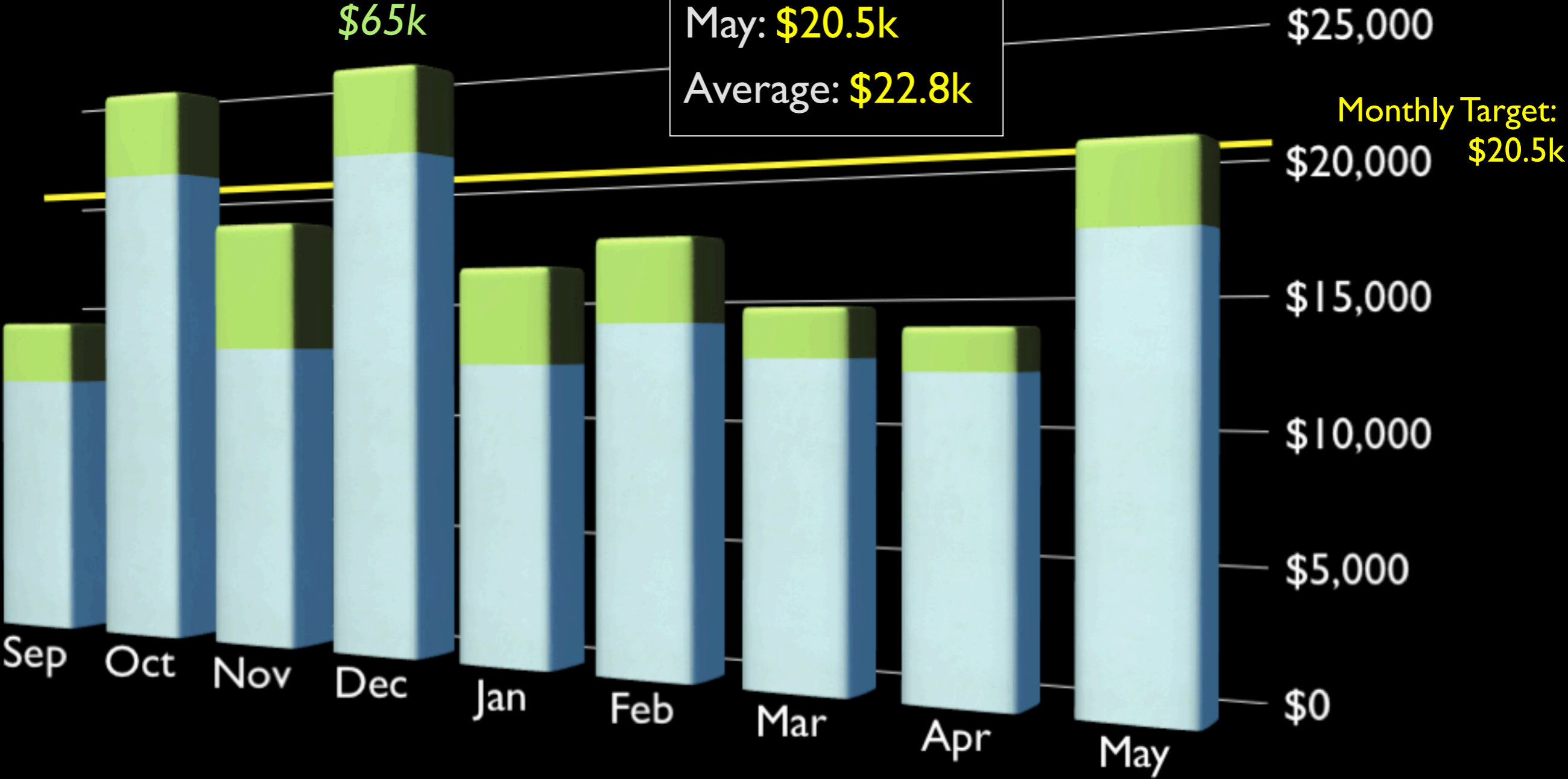
2010-11 Monthly Internal Giving

Monthly Totals
May: **\$17.3k**
Average: **\$15.1k**

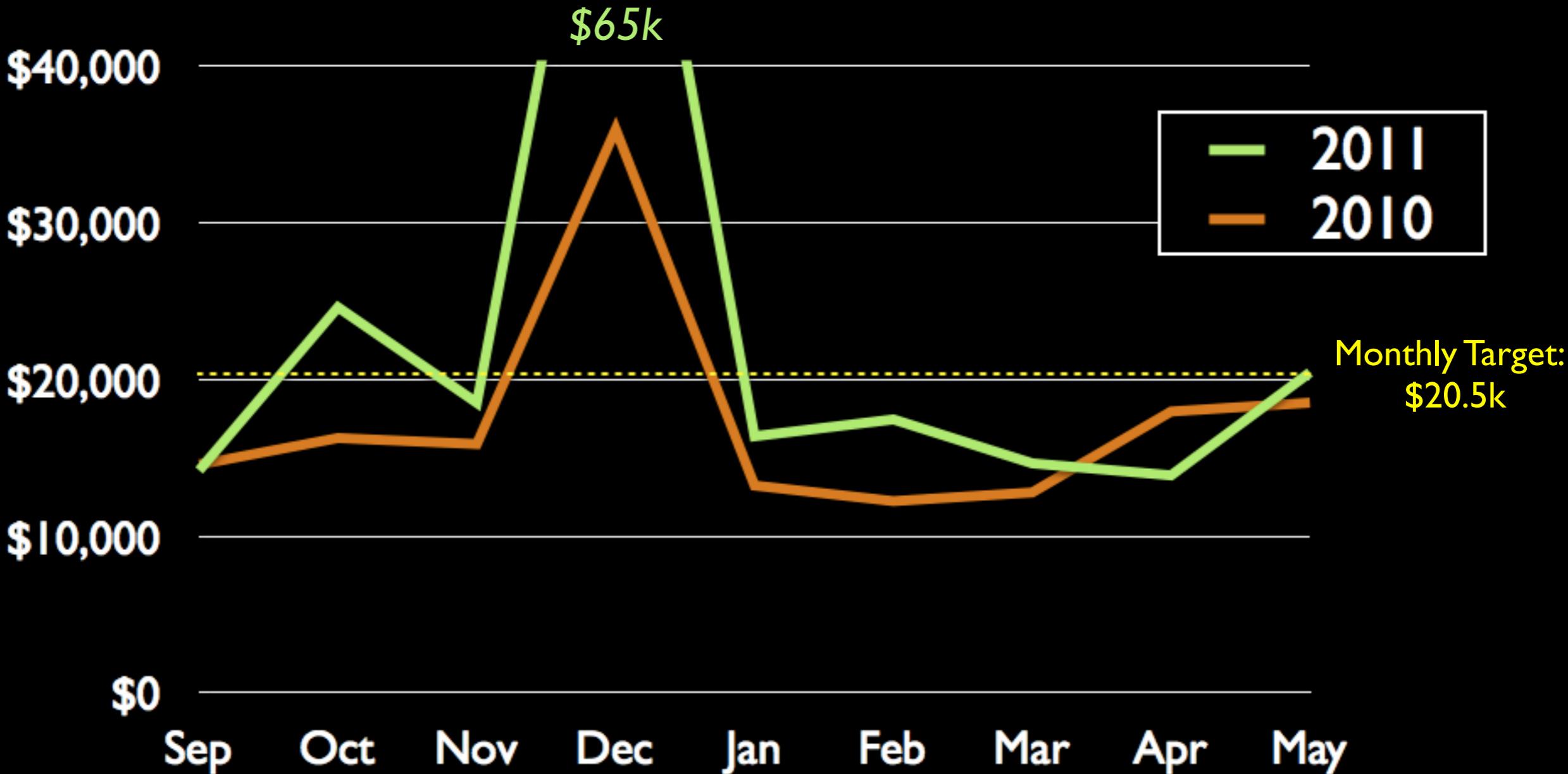


2010-11 Monthly Giving

Monthly Totals
May: \$20.5k
Average: \$22.8k



2010 vs 2011 Giving



May 2011 Giving Breakdown

	Giving	House	Indiv
internal	\$17,325.18	44	63
external	\$3,134.00	15	
TOTAL	\$20,459.18	59	

May 2011 Giving Breakdown

	Giving
5/1	\$4,846.57
5/8	\$3,748.00
5/15	\$3,133.11
5/22	\$5,159.00
5/29	\$3,572.50
TOTAL	\$20,459.18

of Giving Households

*44 internal households
(63 individuals)*

15 external households

59 total households

2010-11 Total Giving

	Giving	+/- Target
Sept	\$14,203	-\$6,297
Oct	\$24,622	+4,122
Nov	\$18,520	-\$1,980
Dec	\$65,154	+44,654
Jan	\$16,179	-\$4,321
Feb	\$17,462	-\$3,038
Mar	\$14,658	-\$5,842
Apr	\$13,890	-\$6,610
May	\$20,459	-\$41
TOTAL	\$205,147	+\$20,647

Monthly Target:
\$20.5k

2010-11 Projection

	Giving	+/- Target
Sept	\$14,203	-\$6,297
Oct	\$24,622	+4,122
Nov	\$18,520	-\$1,980
Dec	\$65,154	+44,654
Jan	\$16,179	-\$4,321
Feb	\$17,462	-\$3,038
Mar	\$14,658	-\$5,842
Apr	\$13,890	-\$6,610
May	\$20,459	-\$41
<i>Jun</i>	<i>\$16,500</i>	<i>-\$4,000</i>
<i>Jul</i>	<i>\$16,500</i>	<i>-\$4,000</i>
<i>Aug</i>	<i>\$16,500</i>	<i>-\$4,000</i>
TOTAL	\$254,647	+\$8,647

Monthly Target:
\$20.5k

Projection
(average of
Jan-Apr 2011)

2010-11 Projection

Monthly Target:
\$20.5k

	Giving	+/- Target
Sept	\$14,203	-\$6,297
Oct	\$24,622	+4,122

TOTAL	\$254,647	+\$8,647
--------------	------------------	-----------------

Feb	\$17,462	-\$3,038
Mar	\$14,658	-\$5,842
Apr	\$13,890	-\$6,610
May	\$20,459	-\$41
Jun	\$16,500	-\$4,000
Jul	\$16,500	-\$4,000
Aug	\$16,500	-\$4,000
TOTAL	\$254,647	+\$8,647

2010-11 Expenses

	Budget	Actual Expenses
Sept	\$20,500	\$17,369
Oct	\$20,500	\$17,807
Nov	\$20,500	\$20,489
Dec	\$20,500	\$19,917
Jan	\$20,500	\$18,549
Feb	\$20,500	\$20,363
Mar	\$20,500	\$18,231
Apr	\$20,500	\$19,047
May	\$20,500	\$20,973
TOTAL	\$184,500	\$172,745

Spending \$11.8k under budget

2010-11 Total Giving/Expenses

	YTD Total	+/- Target
Giving	\$205,147	+\$20,647

	Budget	YTD Actual
Expenses	\$184,500	\$172,745

Spending \$11.8k under budget

2010-11 Budget

	Budget	
Missions (<i>incl Staff - missions pastor</i>)	\$71.7k	29%
Operations	\$3.4k	1%
Facilities	\$8.6k	4%
Staff (<i>not including missions pastor</i>)	\$137.3k	56%
Health Insurance	\$25.5k	10%
TOTAL	\$246.6k	

Vox Generosity

	Budget
Global Partners <i>(India, Central Asia)</i>	\$10k
Local Partners <i>(Mobile Loaves & Fishes, Fireseed)</i>	\$6k
Benevolence	\$1.5k
TOTAL	\$17.5k

Online Giving

- Billpay / EFT / Google Checkout

<http://voxaustin.com/giving>